

LEARNING EXPERIENCE BRIEF

JA Our Region[®]

JA IN A DAY

■ Entrepreneurship



JA Our Region introduces fourth-grade students to entrepreneurship and upper elementary grades social studies learning objectives, including regions, resources, and supply chains. Hands-on classroom activities provide students with a practical approach to starting a business.

LEARNING EXPERIENCE OBJECTIVES

The JA in a Day model consists of five kit-based, volunteer-led sessions that include primary and secondary objectives from the traditional program. Each JA in a Day session is 35-40 minutes. At the conclusion of the JA Our Region JA in a Day learning experience, students will be able to:

- Identify the entrepreneurial skills they have and those they would like to have
- Discuss how entrepreneurs use a community's resources to produce goods and services
- Describe the skills, tasks, and concepts that an entrepreneur must master to start a successful business
- Explain how trade between nations affects their relationships with each other

JA'S TURNKEY VOLUNTEER SOLUTION:

Join Junior Achievement's national network of volunteers and help students in your community connect the dots between what they learn in school and the "business of life"—work readiness, entrepreneurship, and financial literacy.

Personalized Placement

JA works with you to ensure you teach at the location and grade level of your choice.

Comprehensive Training

JA staff provides training so you are comfortable visiting the classroom. You will be trained in classroom management, understanding and delivering the JA curriculum, working with the classroom teacher, and communicating effectively with students.

Minimal Time Commitment

The time commitment is minimal compared to the significant investment you make. This elementary grade-level learning experience includes five 35-40-minute sessions all delivered in a single day.

Need more flexibility? JA learning experiences have options for remote live and recorded sessions, and flexible in-class implementation options. Work with your JA staff to determine the best solution for you and your educator.

JA provides you with the session plans and student materials you'll need to make every minute count.

JA Staff Follow-Up and Support

JA staff is available to answer your questions or make suggestions about your volunteer assignment.

JA Our Region

CURRICULUM OUTLINE

1 Session One: Be an Entrepreneur

Students explore well-known businesses, their origins, and the traits common to the entrepreneurs who started them.

2 Session Two: Resources: Tools for Entrepreneurs

Students are introduced to resources and how entrepreneurs use resources to offer products and services in a region.

3 Session Three: Hot Dog Stand Game

Students learn about the fundamental tasks performed by a business owner. They play a game and track the revenue and expenses of a business.

4 Session Four: Entrepreneurs Solve Problems

Students journey through the complex world of business problem solving by weighing the potential risks and rewards and tracking the outcome of their decisions..

5 Session Five: Entrepreneurs Go Global

Students demonstrate the supply chain through a hands-on manufacturing and trade experience.

This learning experience introduces students to entrepreneurship and how entrepreneurs use resources to produce goods and services in a community. Students solve problems by weighing risks and rewards.

What Does an Entrepreneur Look Like? Poster



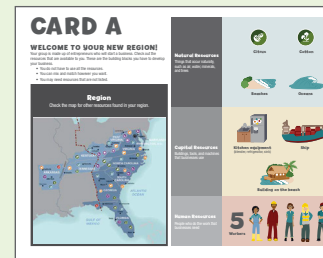
Hot Dog Stand Money Tracker



Interactives





Supply Chain Computer Assembly Sheet



Resource Card

Guide for Volunteers and Teachers



Business Task Card